

KAKAMEGA COUNTY

General Information	Kakamega	Rank ^a	Kenya ^b
Population (2009)	1,660,651	2	821,491
Population (1999)	1,296,270	3	610,355
Annual population growth rate, 1999-2009 (%)	2.48	27	3.14
Surface area (km ²)	3,018	29	12,368
Population Density 2009 (people per km ²)	550	7	66
Poverty gap, based on KIHBS (2005/06)	17.4	26	19
Share of urban population, 2009 (%)	15	32	29.9
Urban population in largest towns (2009)			
- Mumias	99,987	22	
- Kakamega	91,768	25	
- Butere	12,780	108	
- Lumakanda	10,580	114	
- Malava	4,070	182	

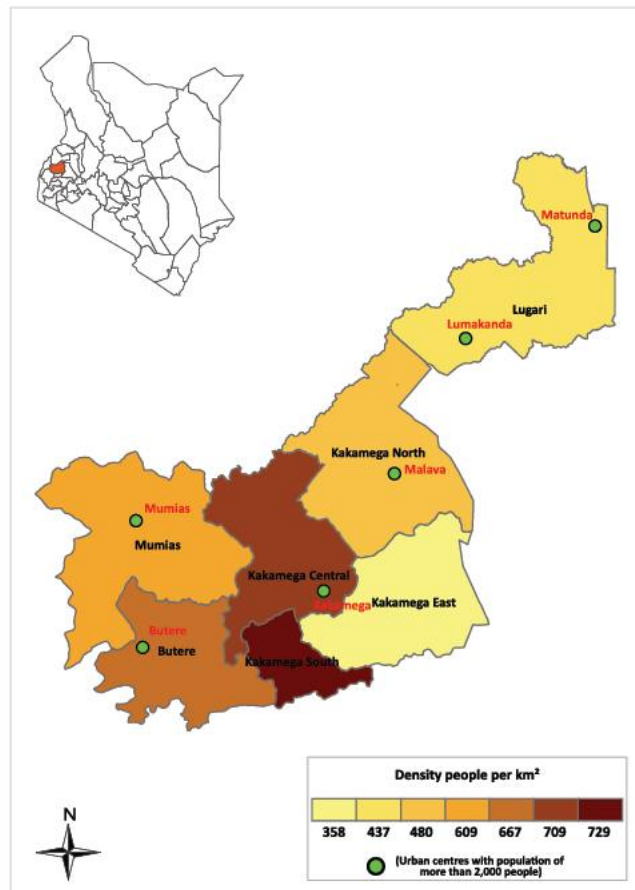
Health and Education Outcomes	Kakamega	Rank ^a	Kenya ^b
Fully-immunized pop<1yr (% , 2012/13)	81.2	15	64.0
Malaria burden (% , 2012)	290.6	40	27.7
TB Cases in every 100,000 people (2012)	185	10	39.0
HIV Prevalence in 2011 (%)	5.6	33	6.2
People Living with HIV (2011)	55,500	39	34,338
New HIV Infections (2011)	3,440	39	2,217
Population with primary education (%)	70.9	14	66.6
Population with secondary education (%)	11.0	25	12.7

Funding Per Capita in Kshs. (2010/11)	Kakamega	Rank ^a	Kenya ^b
Constituency Development Fund (CDF)	377	23	300
Local Authority Transfer Fund (LATF)	257	27	315
Single Business Permit revenues by LAs	29	30	48
Property tax revenues by LAs	34	22	70
Rural Electrification Programme Fund	59	24	88
Total	756	30	909

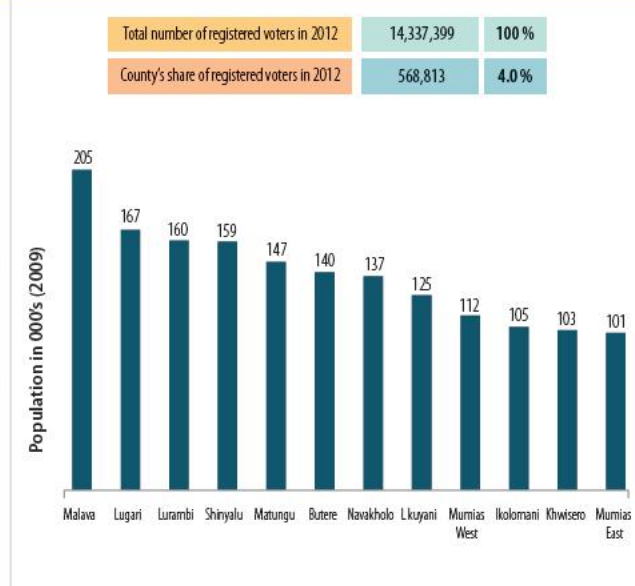
Access to Infrastructure	Kakamega	Rank ^a	Kenya ^b
Improved water (% households 2009)	76.1	11	66.5
Improved sanitation (% households 2009)	122.1	2	87.8
Electricity (% households 2009)	5.6	35	22.7
Paved roads (% of total roads 2012)	0.4	34	9.4

Service Coverage	Kakamega	Rank ^a	Kenya ^b
Delivered in a health centre	31.3	23	37.5
Qualified medical assistant during birth	32.0	25	37.6
Had all vaccinations	69.4	32	75.0
Adequate height for age	59.6	27	59.8
Can read & write	72.7	22	66.4
Attending School, 15-18 years	76.3	19	70.9

^a Except poverty gap, malaria, TB & HIV, all rankings are in descending order i.e. highest to lowest.
^b All entries in the 'Kenya' column show County averages.

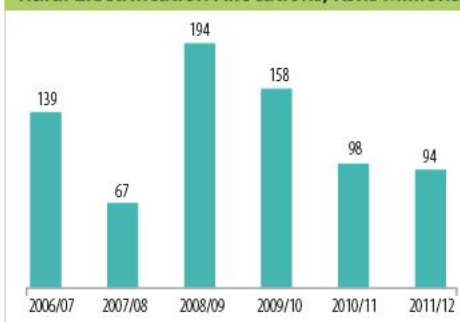


Constituency Population and County Voter Statistics



Source: KNBS, IEBC

Rural Electrification Allocations, Kshs Millions



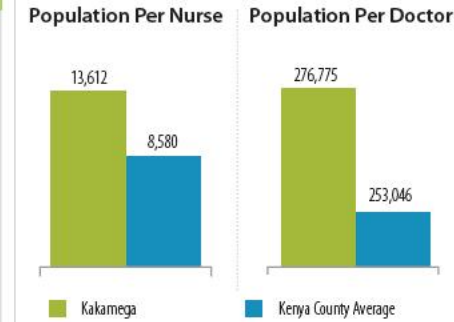
Source: Rural Electrification Authority.

CDF Allocations, Kshs Millions



Source: CDF Board Website.

2012/13 Population Per Nurse and Population Per Doctor



Source: Ministry of Medical Services.